



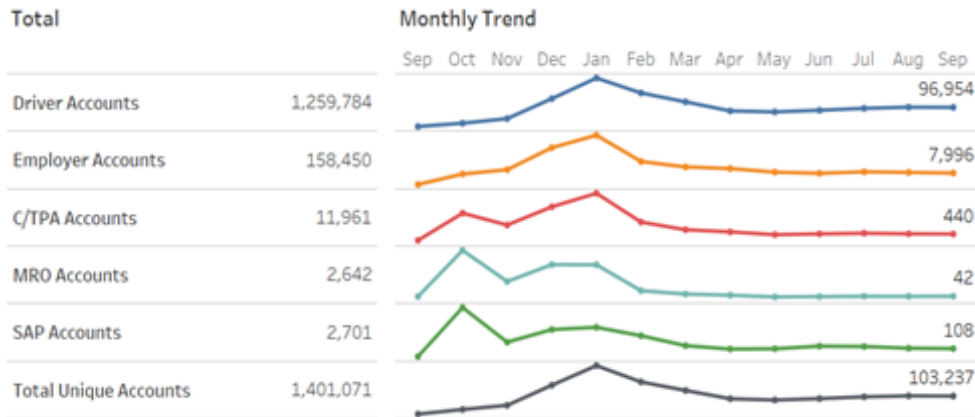
DRUG & ALCOHOL CLEARINGHOUSE

September 2020 Monthly Summary Report

REGISTRATIONS

Registration for the FMCSA Drug and Alcohol Clearinghouse (Clearinghouse) began for all user roles on September 28, 2019. User roles include: drivers, employers, consortia/third-party administrators (C/TPAs), medical review officers (MROs), and substance abuse professionals (SAPs). The graph below illustrates the number of registrations for each type of user, by month, as well as the total number of unique registrations.

USER REGISTRATIONS (as of 10/01/20)



This chart reflects the number of Clearinghouse users who have registered as each role (users may register as multiple roles).

In many cases, more than one user account is associated with a single organization. For a summary of the number of organizations that are registered in the Clearinghouse, see the table below.

Organizations Registered in the Clearinghouse

as of 10/01/2020

145,805
EMPLOYERS

49,349
AS OWNER-OPERATORS

79,484
LINKED TO FMCSA
PORTAL ACCOUNT

8,451
C/TPAs

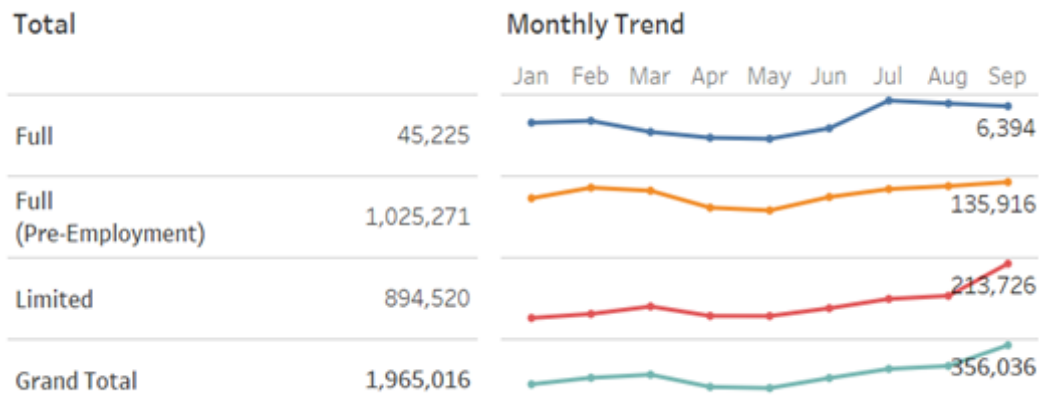
2,590
SAPs

1,551
MROs

QUERIES

Employers are required to conduct queries in the Clearinghouse when hiring a new commercial driver’s license (CDL) holder and annually for all CDL drivers they currently employ.

QUERIES CONDUCTED (as of 10/01/2020)

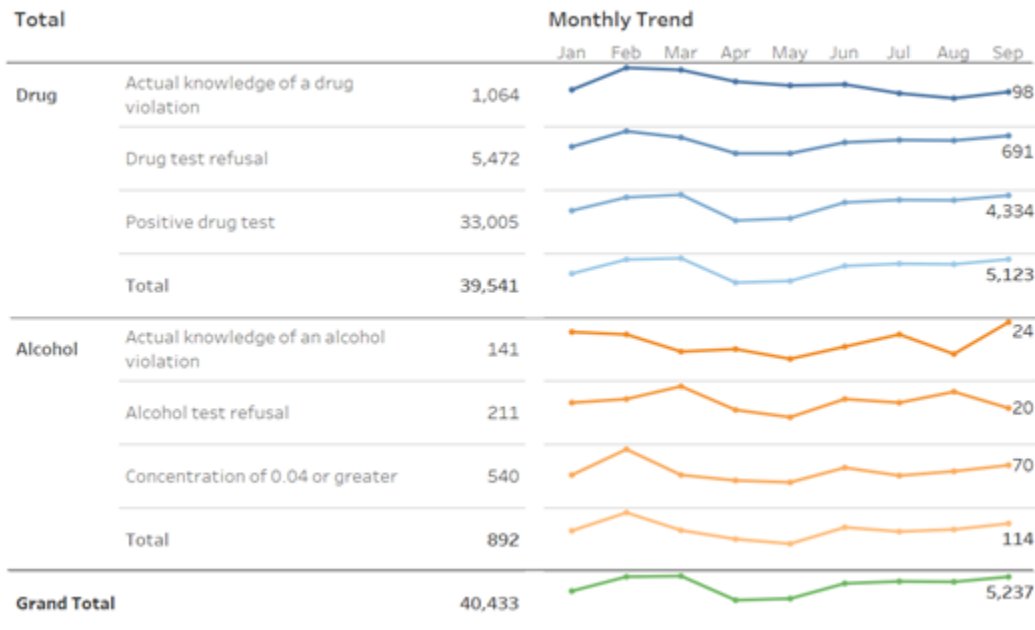


The graph illustrates the number of each type of query that has been conducted by employers, or their designated service agents, by month.

VIOLATIONS REPORTED TO CLEARINGHOUSE

Employers or their designated consortia/third-party administrators (C/TPA), and medical review officers (MROs) are required to report violations of the drug and alcohol program.

VIOLATIONS (as of 10/01/2020)



The graph to the left illustrates the number of violations that have been reported to the Clearinghouse, by month.

VIOLATIONS REPORTED TO CLEARINGHOUSE CONTINUED

Drug and Alcohol Test Results By Test Type

(as of 10/1/2020)

TEST TYPE	DRUG	ALCOHOL	TOTAL
Total Violations	39,541	892	40,433
None (Actual Knowledge)	1,064	141	1,205
Follow Up	817	25	842
Refusal	95	2	
Positive	722	23	
Post-Accident	1,663	77	1,740
Refusal	201	32	
Positive	1,462	45	
Pre-Employment	20,949	27	20,976
Refusal	2,592	6	
Positive	18,357	21	
Random	13,934	406	14,340
Refusal	2,284	126	
Positive	11,650	280	
Reasonable Suspicion	648	209	857
Refusal	250	43	
Positive	398	166	
Return to Duty	466	7	473
Refusal	50	2	
Positive	416	5	

The table to the left notes the number of test results reported to the Clearinghouse, by type of test, for controlled substance (drug) tests, alcohol tests, and a combined total.

VIOLATIONS REPORTED TO CLEARINGHOUSE CONTINUED

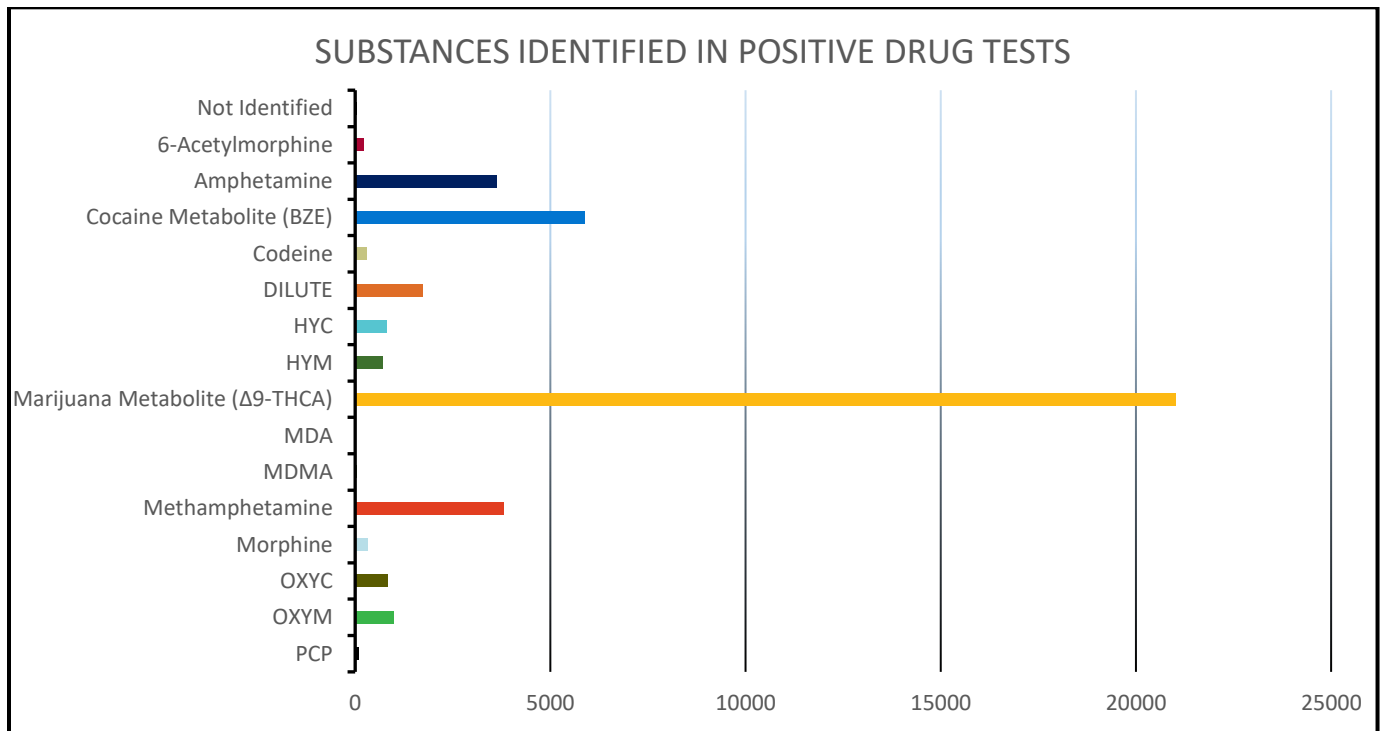
Positive drug tests account for **82%** of the total violations reported.

See chart to the right and the graph below for a breakdown of the number of times a driver tested positive for each substance.

**SUBSTANCES IDENTIFIED IN POSITIVE DRUG TESTS
as of 10/1/2020**

Substance	# Tests Identified
Not Identified	43
6-Acetylmorphine	213
Amphetamine	3,626
Cocaine Metabolite (BZE)	5,889
Codeine	285
DILUTE	1,732
HYC	798
HYM	716
Marijuana Metabolite (Δ 9-THCA)	21,016
MDA	21
MDMA	49
Methamphetamine	3,803
Morphine	326
OXYC	825
OXYM	990
PCP	91
All substances	40,423

Note: More than one substance can appear in a positive drug test



Positive drug tests reported as of 10/1/2020

RETURN-TO-DUTY PROCESSES

If a driver has a drug and alcohol program violation recorded against him or her in the Clearinghouse, that driver must be removed from safety-sensitive functions, including operating a commercial motor vehicle, until he or she has completed a return-to-duty (RTD) process. Select milestones of a driver's RTD process are recorded in the Clearinghouse. The table below provides a snapshot of the number of drivers who had an open or resolved RTD process in the Clearinghouse as of October 1, 2020.

Drivers in the Return-to-Duty (RTD) Process (as of 10/1/2020)

RTD STATUS	# DRIVERS
All Drivers (with at least 1 violation)	37,617
Drivers in Prohibited Status	34,156
RTD Process Not Started	26,590
Substance Abuse Professional (SAP) Request Sent	294
SAP Designation Confirmed	648
SAP Request Declined	94
Initial SAP Assessment Complete	1,623
Determined Eligible for RTD Testing	4,907
Drivers in Not-Prohibited Status	3,461
RTD Test with Negative Results	3,461
Follow-Up Testing Plan Complete	0